

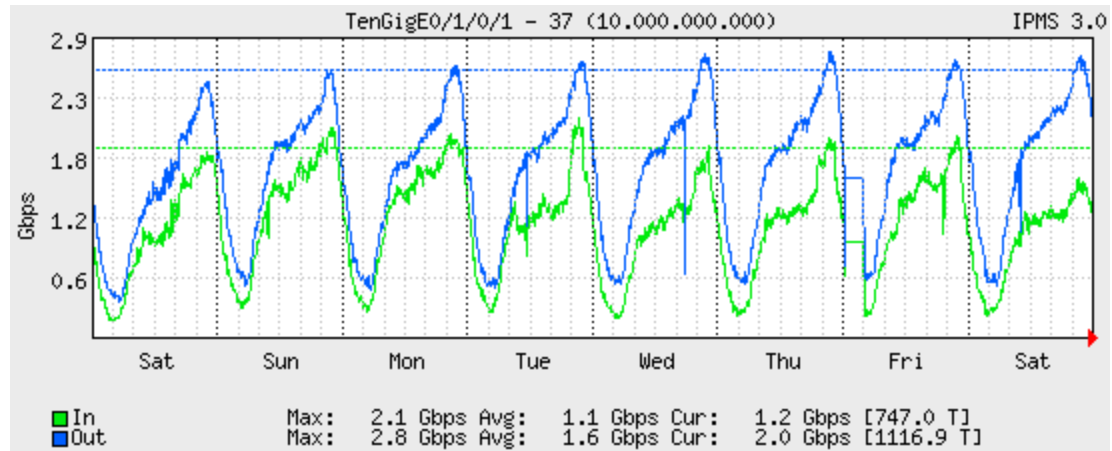


TASA DE OCUPACIÓN DE ENLACES (TOE)

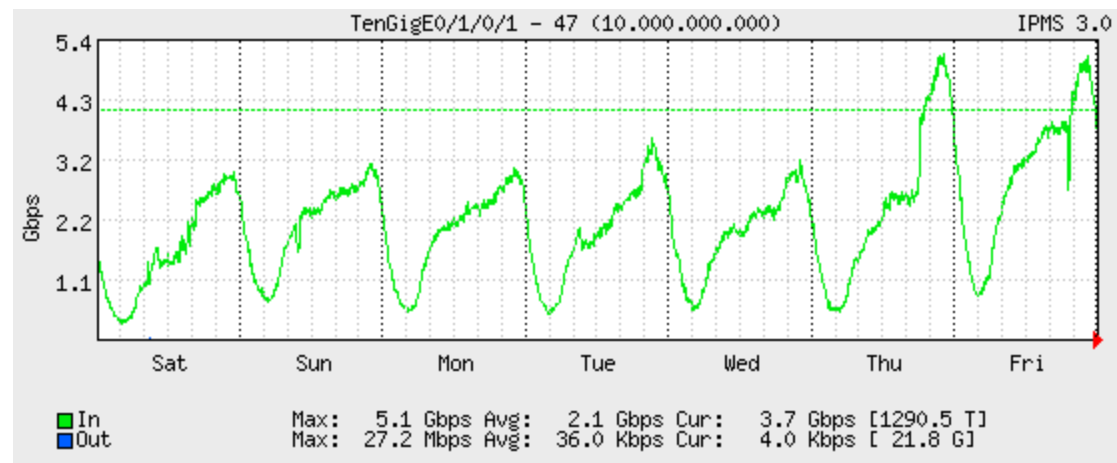
Abril 2017

Periodo: 01/04/2017 00:00am – 08/04/2017 00:00am

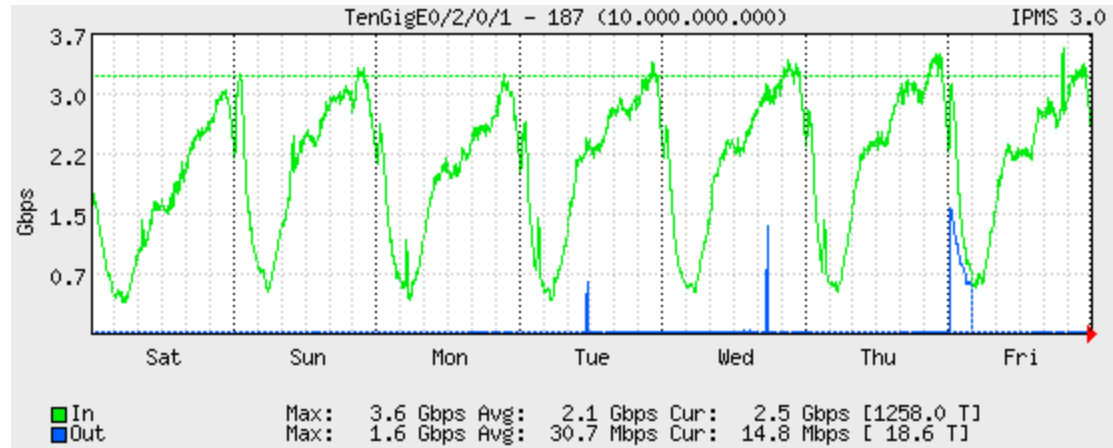
1. TGS 1



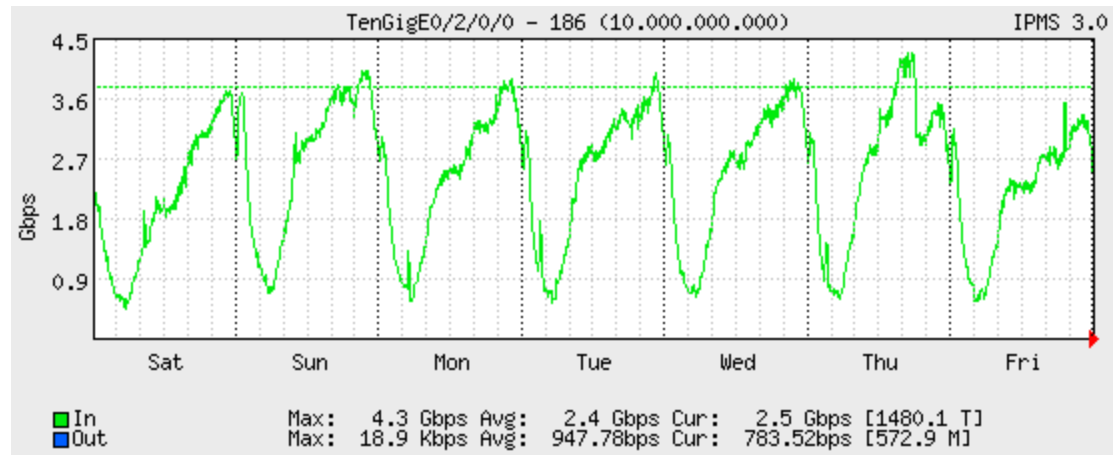
2. TGS 2



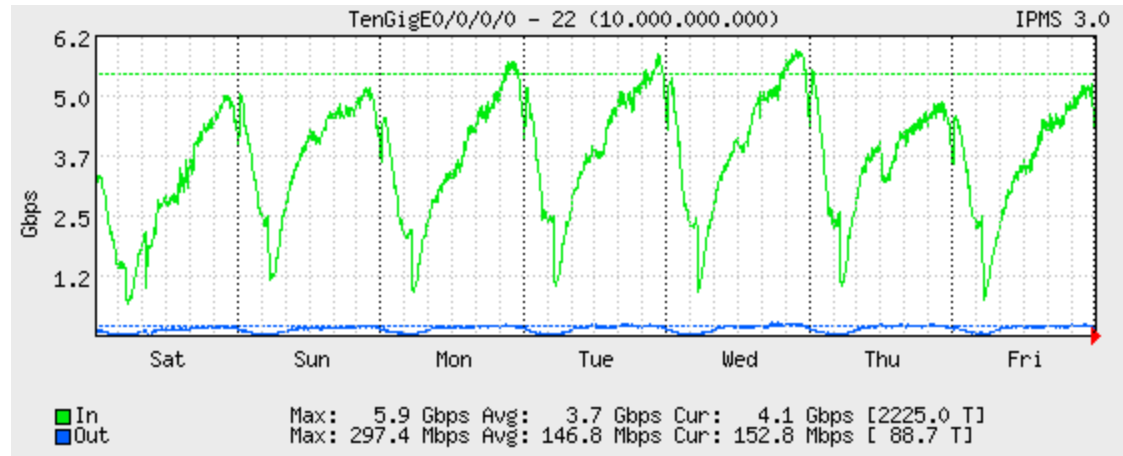
3. LAN 1



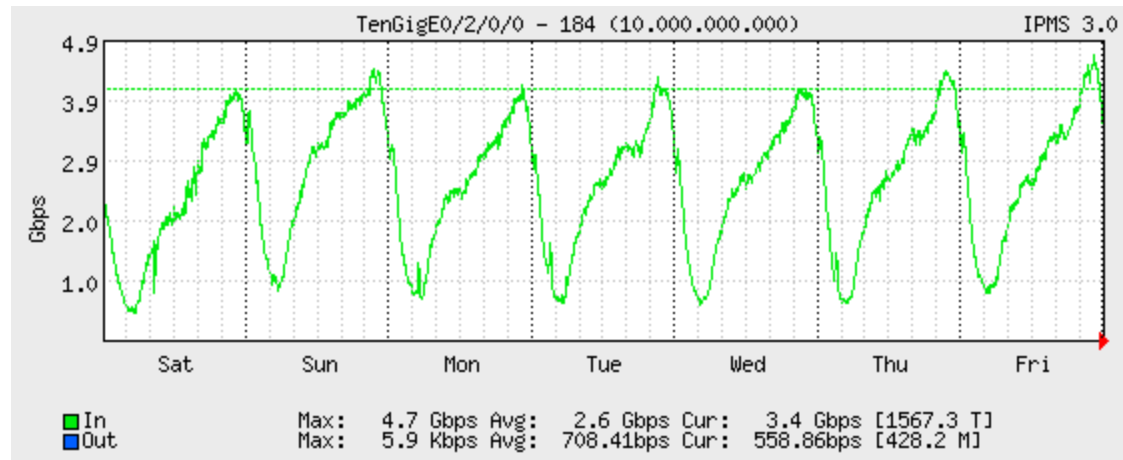
4. LAN 2



5. C & W 1



6. C & W 2

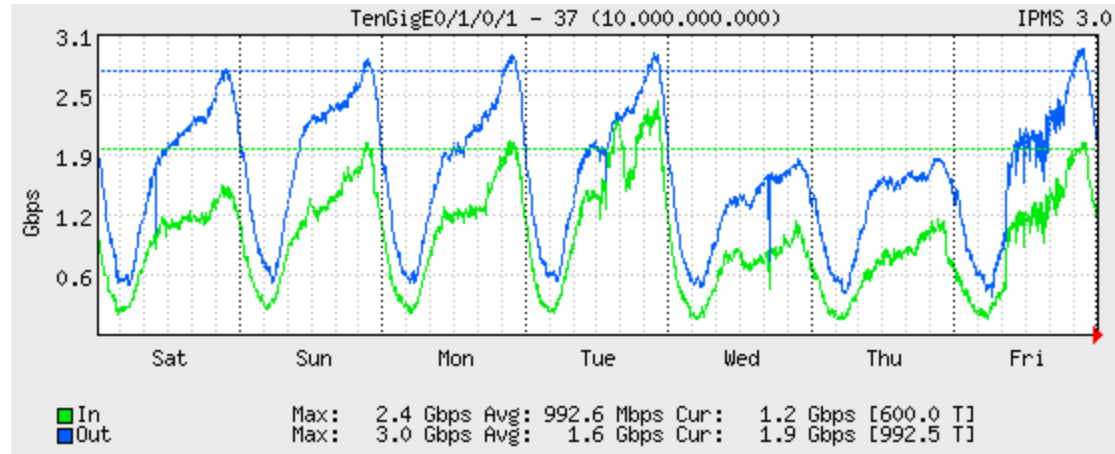


Resumen del periodo:

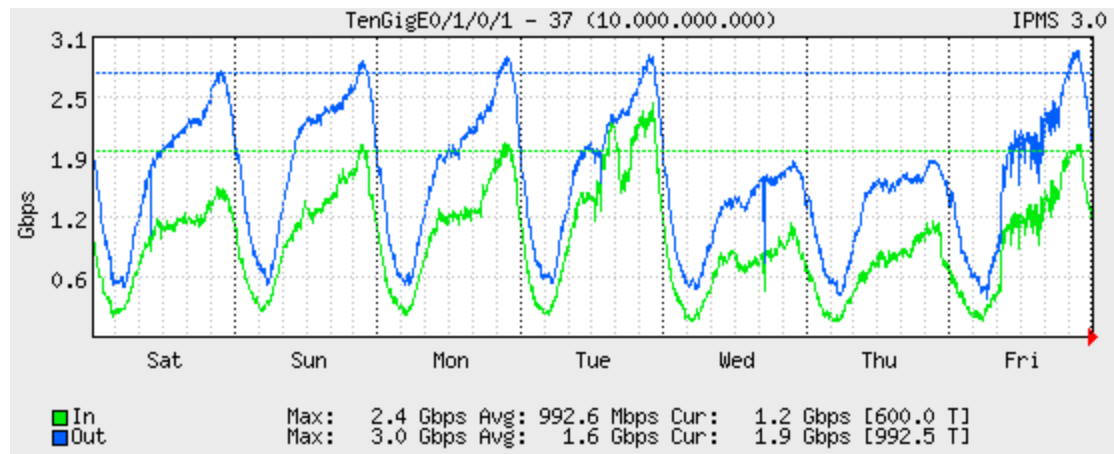
| Description | Speed | Unit | In-Avg | Out-Avg | In-Peak | Out-Peak | Usage % |
|-------------|-------|------|---------|---------|---------|----------|---------|
| TGS_1 | 10000 | mbps | 1123.02 | 1636.48 | 2139.90 | 2789.99 | 27.90 |
| TGS_2 | 10000 | mbps | 2138.06 | 0.02 | 5127.66 | 0.52 | 51.28 |
| LAN_1 | 10000 | mbps | 2083.17 | 30.79 | 3567.17 | 1569.98 | 35.67 |
| LAN_2 | 10000 | mbps | 2445.07 | 0.00 | 4299.27 | 0.00 | 42.99 |
| C&W_1 | 10000 | mbps | 3679.77 | 146.63 | 5907.76 | 271.33 | 59.08 |
| C&W_2 | 10000 | mbps | 2597.83 | 0.00 | 4663.08 | 0.01 | 46.63 |

Periodo: 08/04/2016 00:00am – 15/04/2016 00:00am

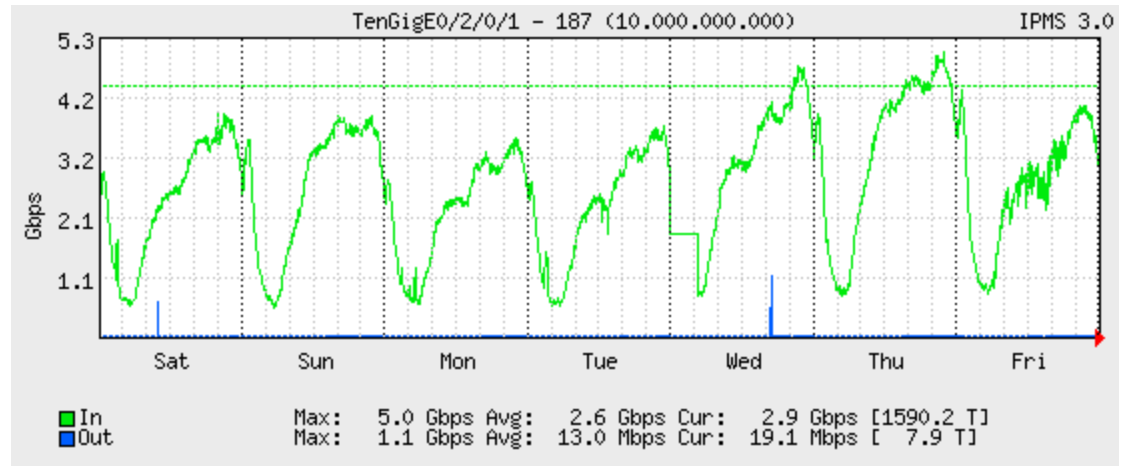
1. TGS 1



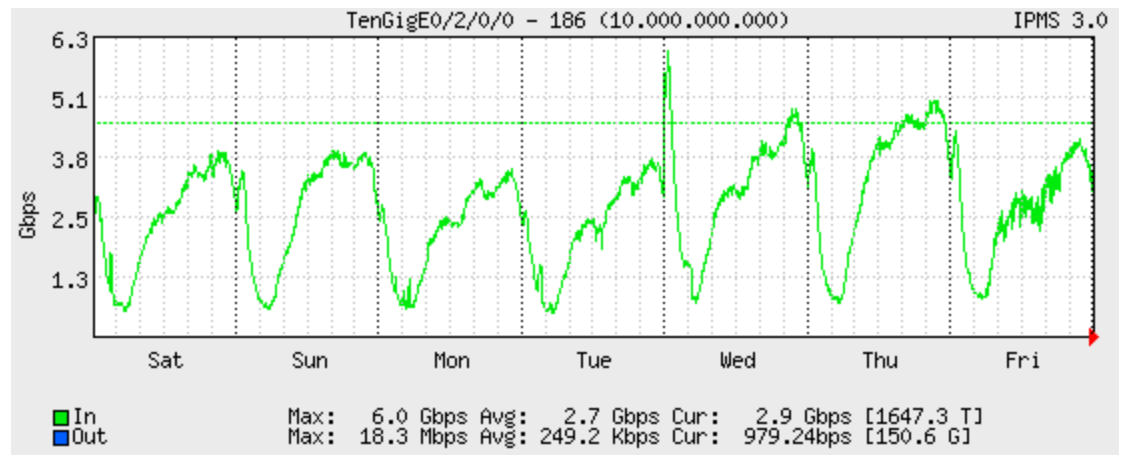
2. TGS 2



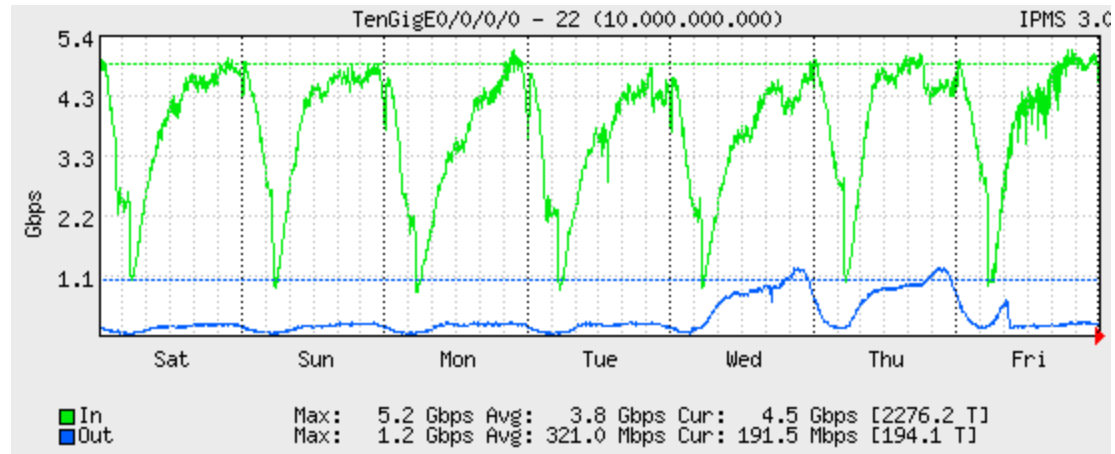
3. LAN 1



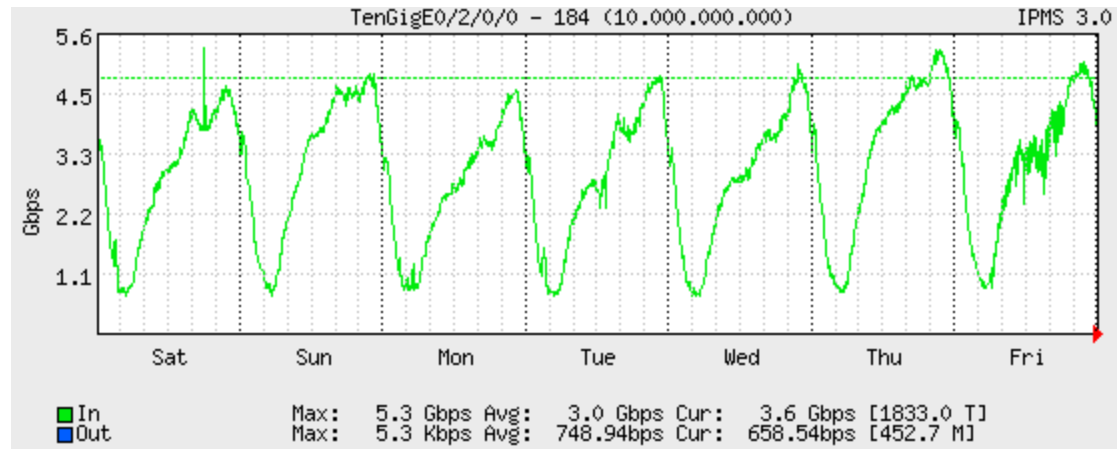
4. LAN 2



5. C&W 1



6. C & W 2

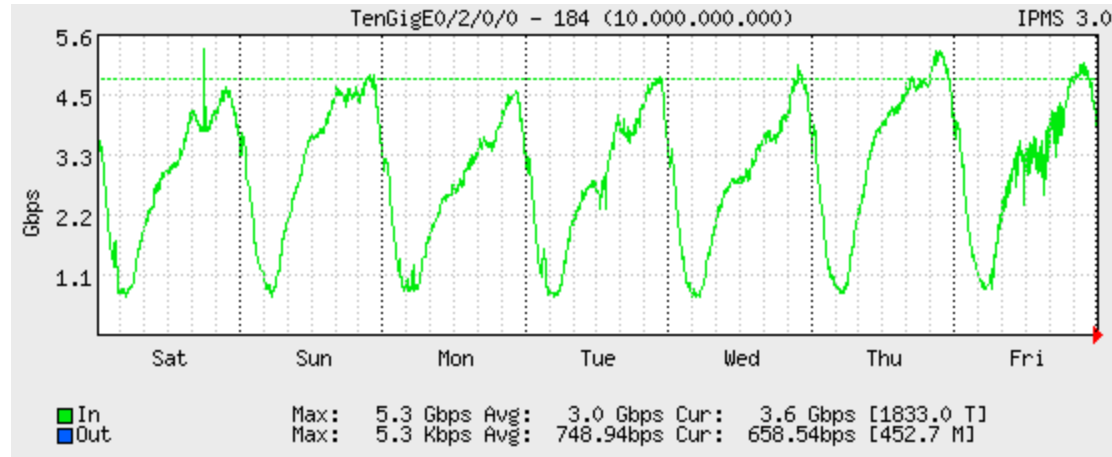


Resumen del periodo:

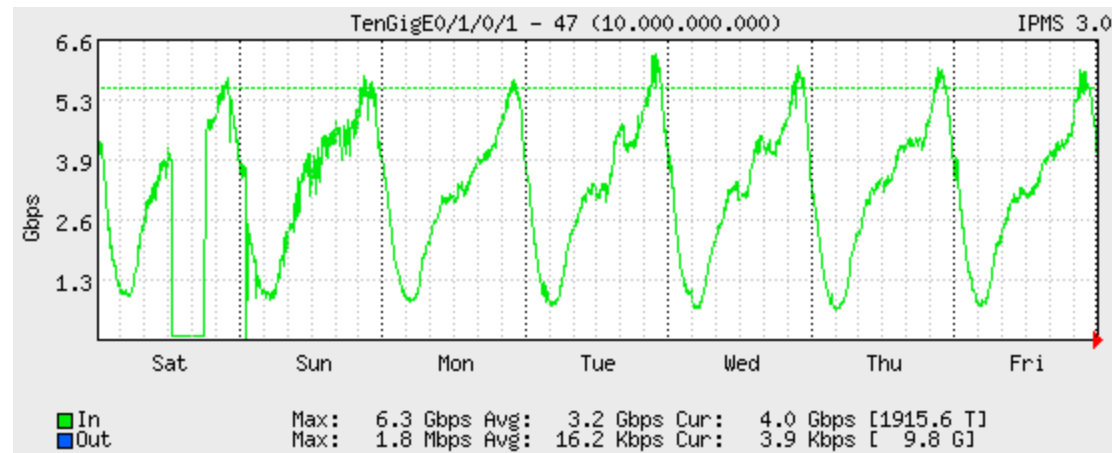
| Description | Speed | Unit | In-Avg | Out-Avg | In-Peak | Out-Peak | Usage % |
|-------------|-------|------|---------|---------|---------|----------|---------|
| TGS_1 | 10000 | mbps | 991.17 | 1641.00 | 2330.63 | 2952.11 | 29.52 |
| TGS_2 | 10000 | mbps | 3270.08 | 0.01 | 6653.85 | 0.90 | 66.54 |
| LAN_1 | 10000 | mbps | 2703.12 | 13.40 | 5031.69 | 1078.72 | 50.32 |
| LAN_2 | 10000 | mbps | 2729.06 | 0.25 | 6027.60 | 18.35 | 60.28 |
| C&W_1 | 10000 | mbps | 3764.71 | 322.15 | 5155.22 | 1236.24 | 51.55 |
| C&W_2 | 10000 | mbps | 3032.06 | 0.00 | 5314.07 | 0.01 | 53.14 |

Periodo: 15/04/2017 00:00am – 22/04/2017 00:00:00am

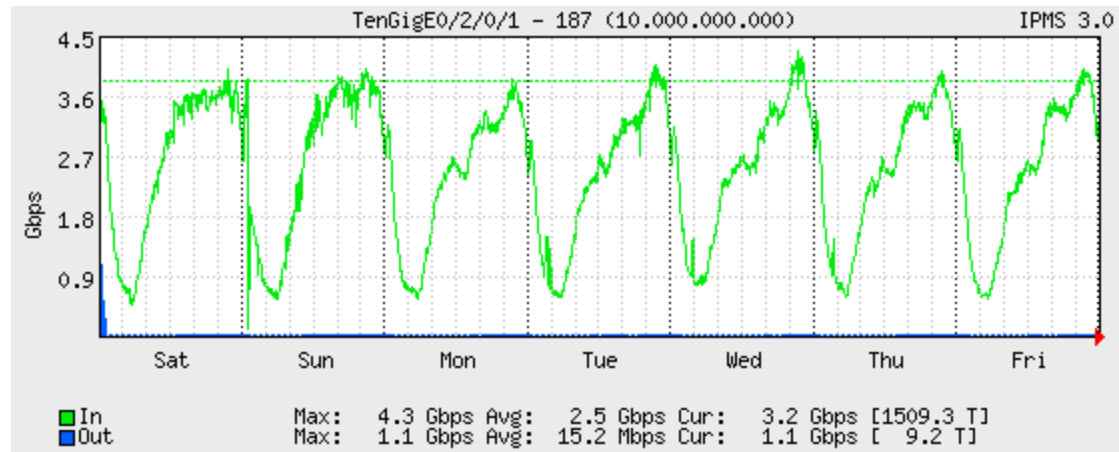
1. TGS 1



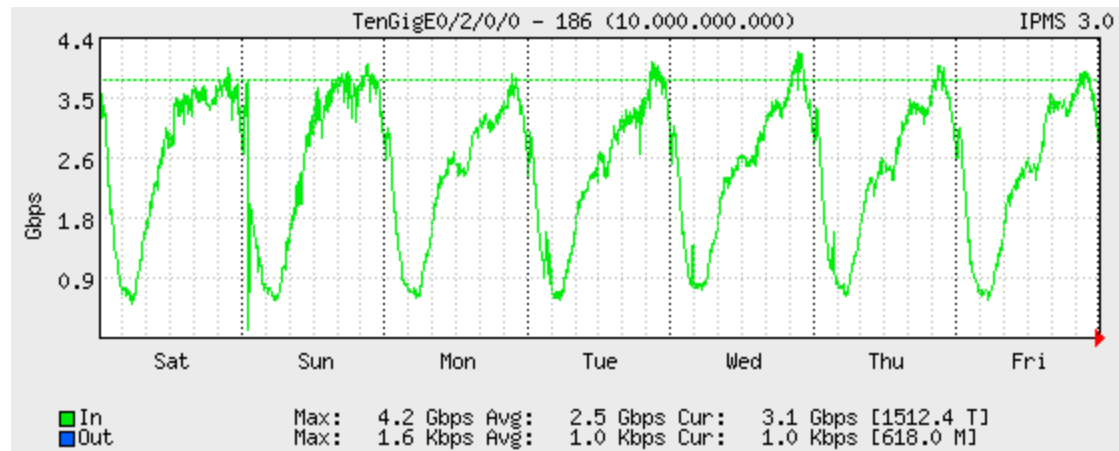
2. TGS 2



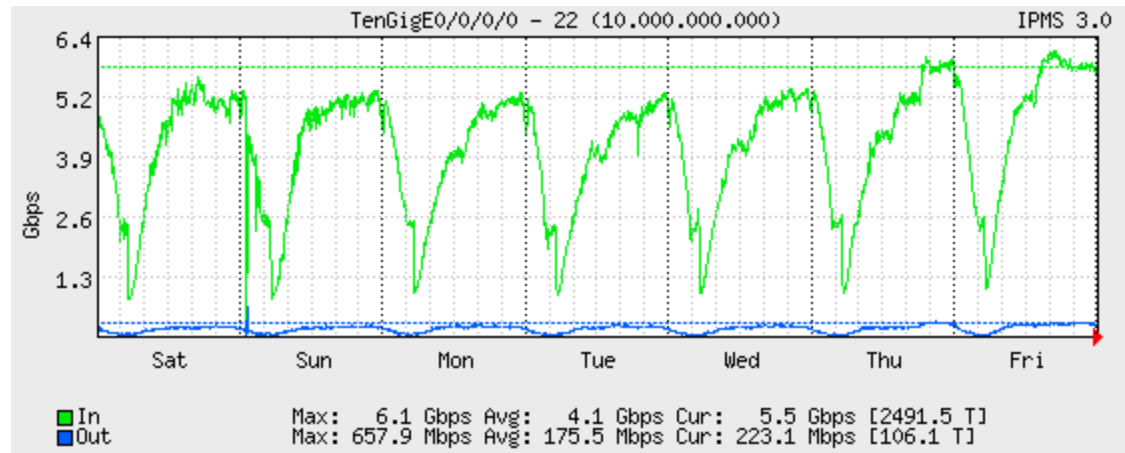
3. LAN 1



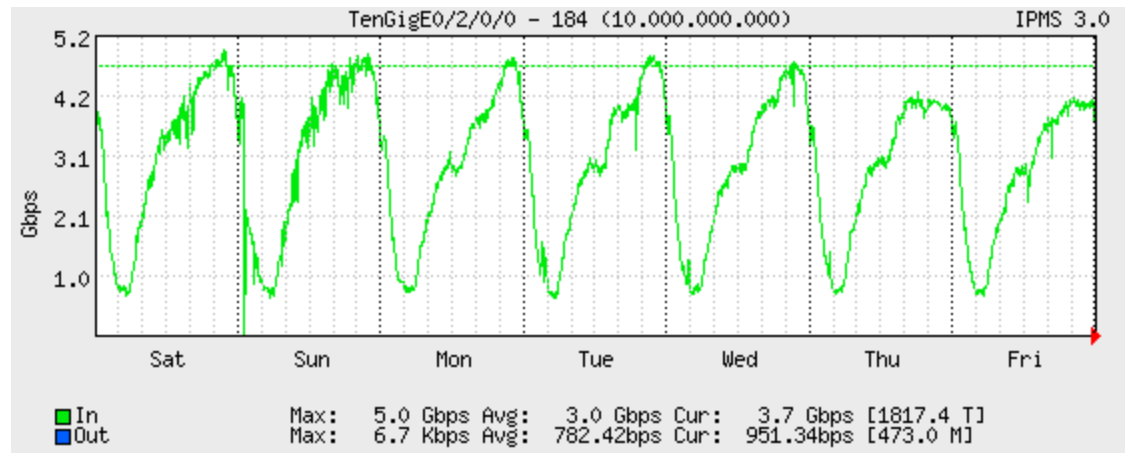
4. LAN 2



5. C&W 1



6. C&W 2

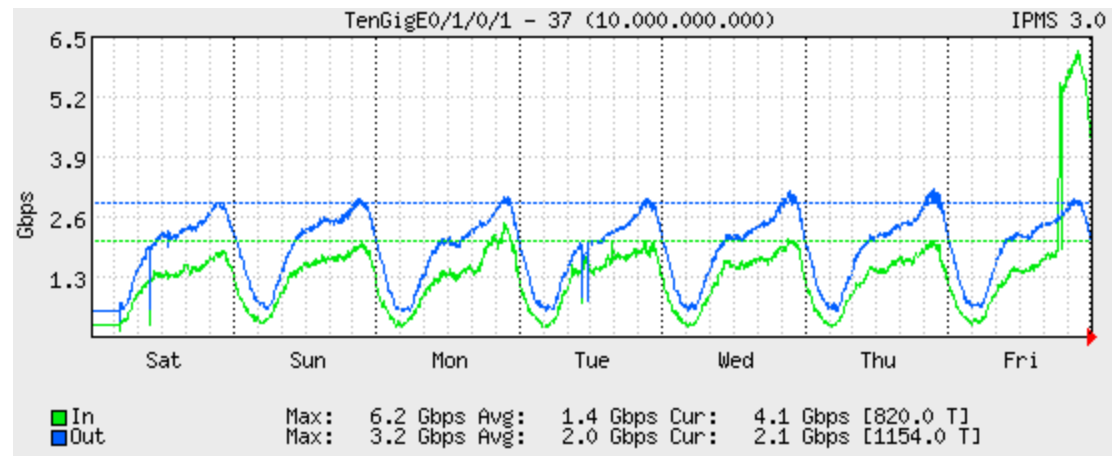


Resumen del periodo:

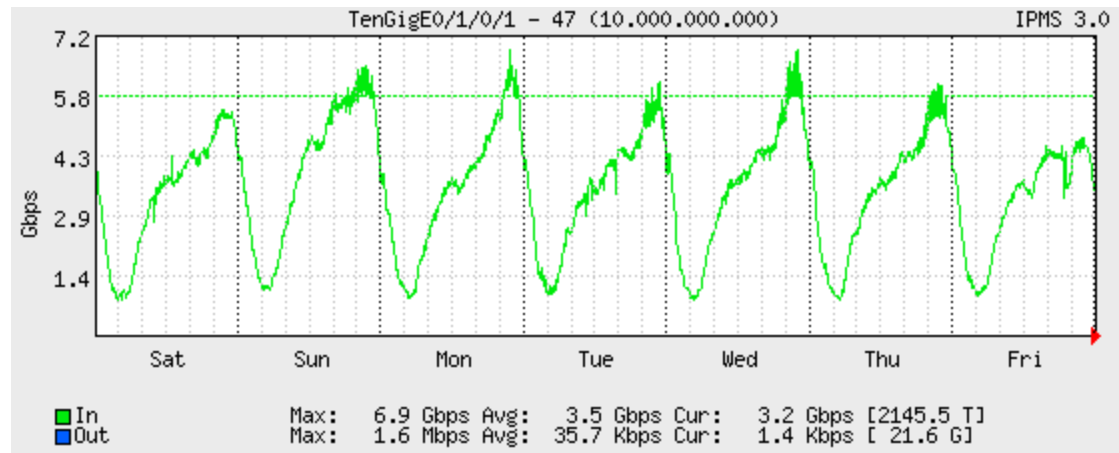
| Description | Speed | Unit | In-Avg | Out-Avg | In-Peak | Out-Peak | Usage % |
|-------------|-------|------|---------|---------|---------|----------|---------|
| TGS_1 | 10000 | mbps | 1210.02 | 1844.59 | 4129.94 | 3088.40 | 41.30 |
| TGS_2 | 10000 | mbps | 3279.56 | 0.02 | 6252.49 | 1.77 | 62.53 |
| LAN_1 | 10000 | mbps | 2495.09 | 14.08 | 4168.56 | 940.23 | 41.69 |
| LAN_2 | 10000 | mbps | 2501.85 | 0.00 | 4196.18 | 0.00 | 41.96 |
| C&W_1 | 10000 | mbps | 4125.75 | 175.99 | 6140.60 | 657.47 | 61.41 |
| C&W_2 | 10000 | mbps | 3009.52 | 0.00 | 4979.83 | 0.01 | 49.80 |

Periodo: 22/04/2017 00:00am – 29/04/2017 00:00am

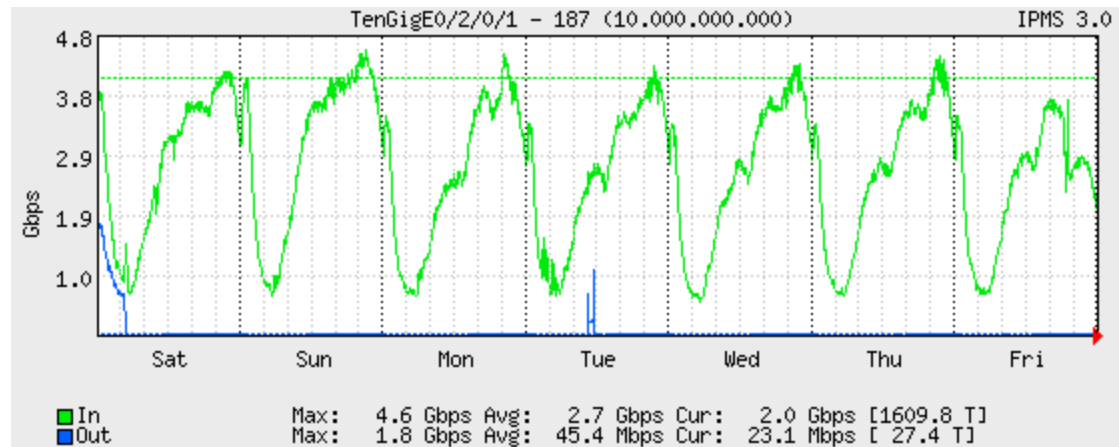
1. TGS 1



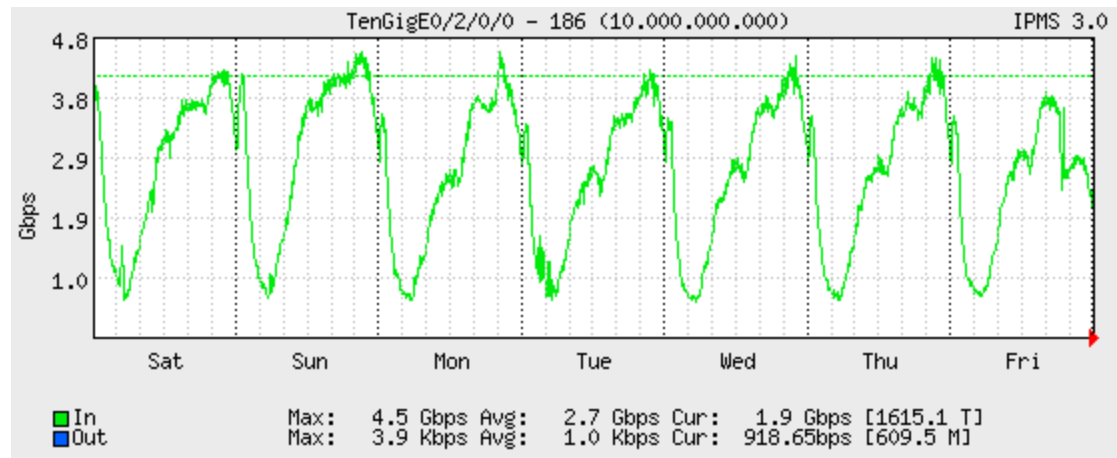
2. TGS 2



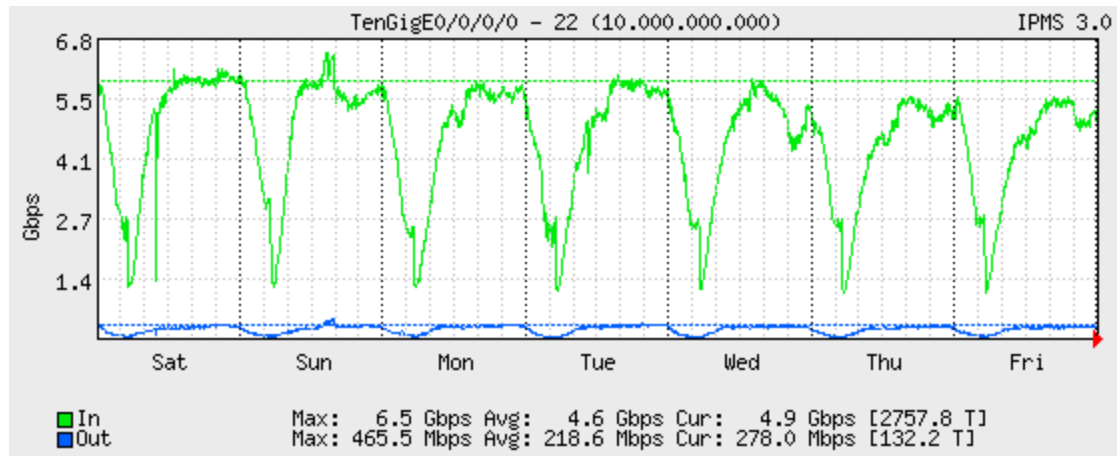
3. LAN 1



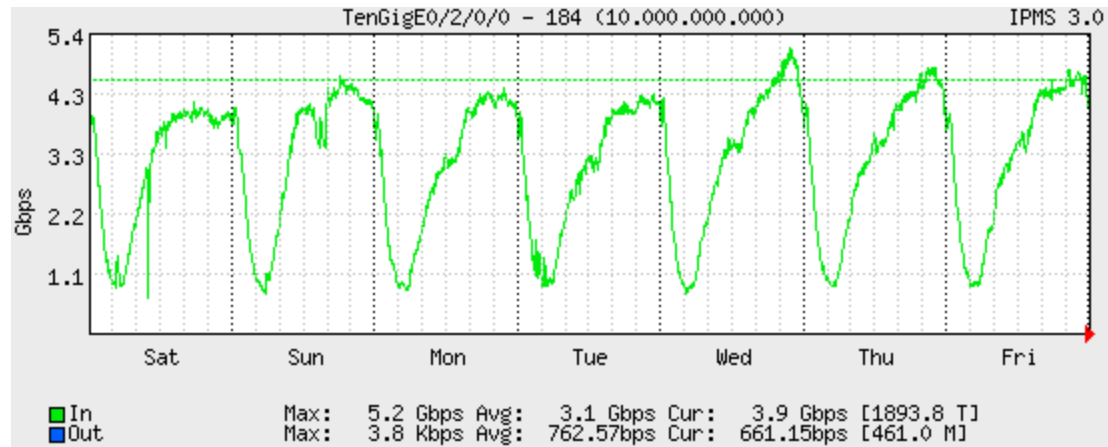
4. LAN 2



5. C&W 1



6. C&W 2

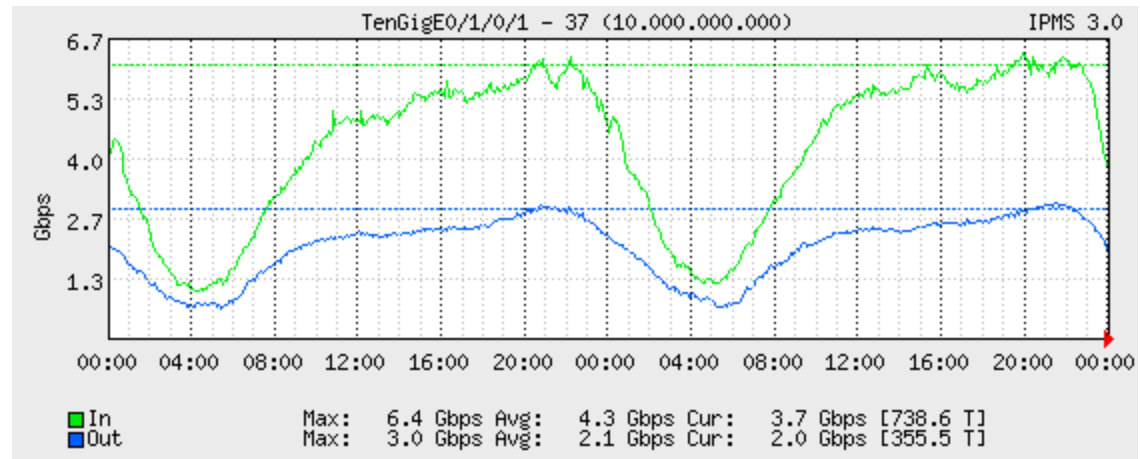


Resumen del periodo:

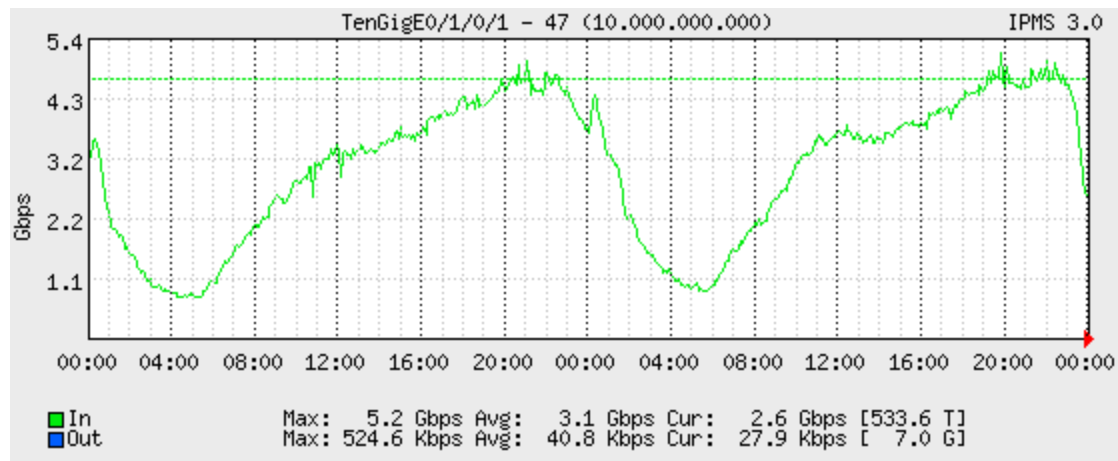
| Description | Speed | Unit | In-Avg | Out-Avg | In-Peak | Out-Peak | Usage % |
|-------------|-------|------|----------|----------|---------|----------|---------|
| TGS_1 | 10000 | mbps | 1393.867 | 1964.597 | 6227.14 | 3231.433 | 62.271 |
| TGS_2 | 10000 | mbps | 3545.601 | 0.036 | 6884.88 | 1.611 | 68.849 |
| LAN_1 | 10000 | mbps | 2661.971 | 42.704 | 4569.64 | 1826.246 | 45.696 |
| LAN_2 | 10000 | mbps | 2668.526 | 0.001 | 4534.42 | 0.004 | 45.344 |
| C&W_1 | 10000 | mbps | 4566.575 | 218.173 | 6486.22 | 453.736 | 64.862 |
| C&W_2 | 10000 | mbps | 3133.374 | 0.001 | 5159.47 | 0.004 | 51.595 |

Periodo: 29/04/2017 00:00am – 01/05/2017 00:00am

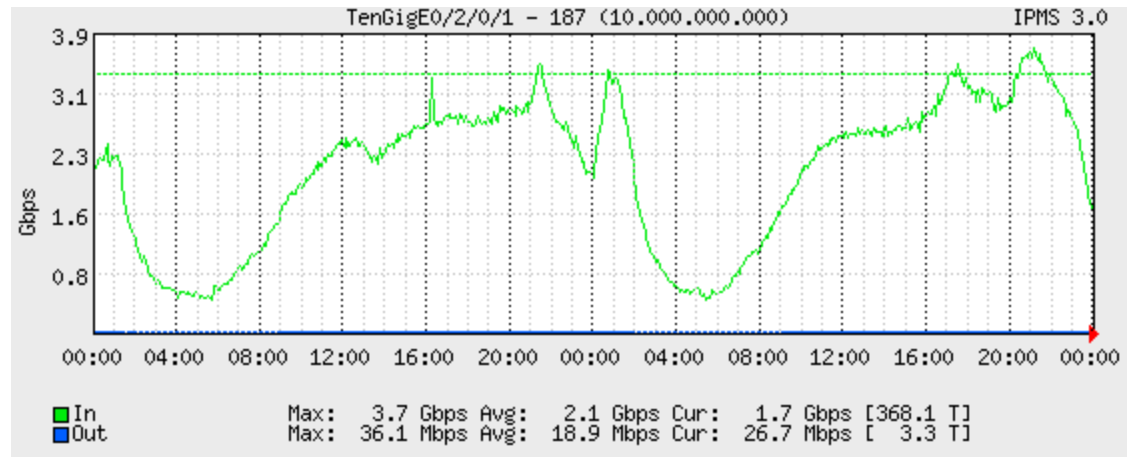
1. TGS 1



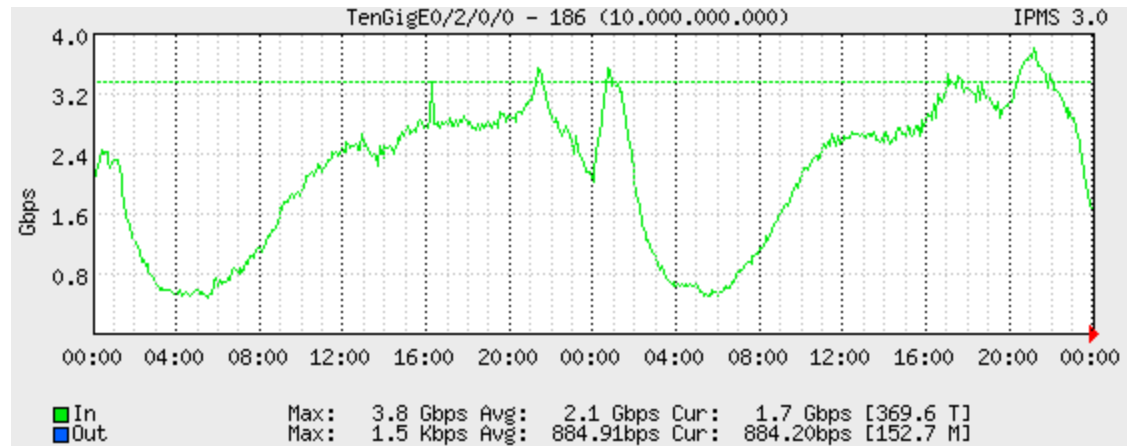
2. TGS 2



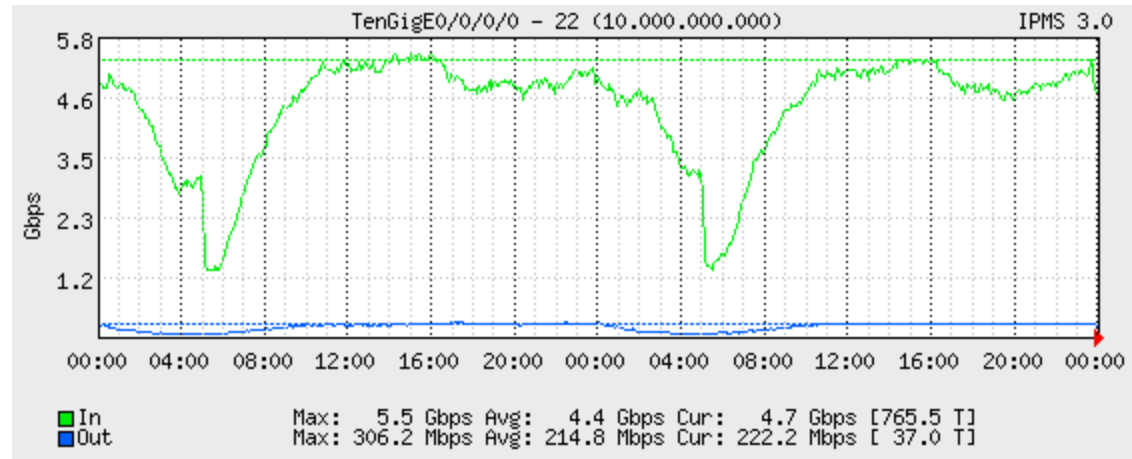
3. LAN 1



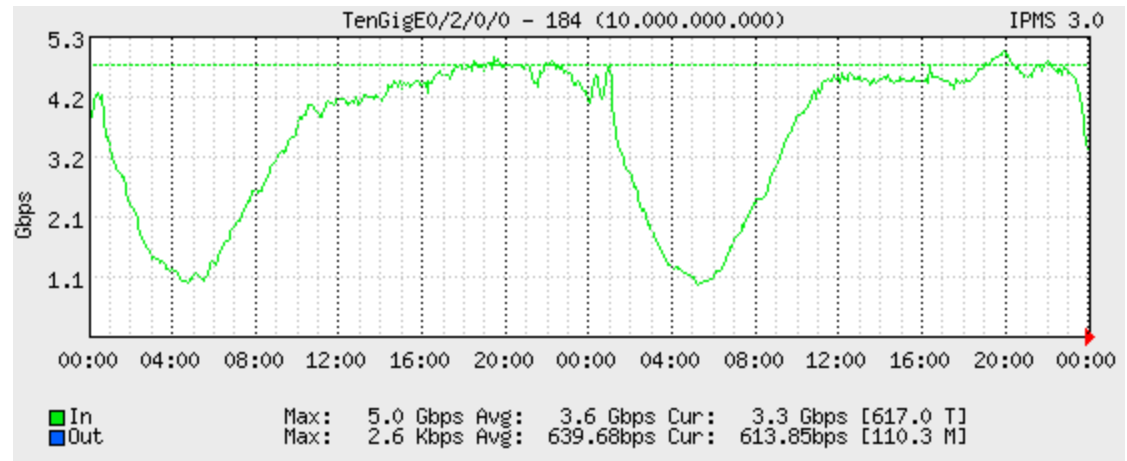
4. LAN 2



5. C&W 1



6. C&W 2



Resumen del periodo:

| Description | Speed | Unit | In-Avg | Out-Avg | In-Peak | Out-Peak | Usage % |
|-------------|-------|------|---------|---------|---------|----------|---------|
| TGS_1 | 10000 | mbps | 4274.19 | 2057.33 | 6343.81 | 3027.32 | 63.44 |
| TGS_2 | 10000 | mbps | 3093.42 | 0.04 | 5154.50 | 0.53 | 51.55 |
| LAN_1 | 10000 | mbps | 2134.01 | 18.86 | 3740.30 | 36.03 | 37.40 |
| LAN_2 | 10000 | mbps | 2142.61 | 0.00 | 3796.10 | 0.00 | 37.96 |
| C&W_1 | 10000 | mbps | 4437.52 | 214.37 | 5496.59 | 306.24 | 54.97 |
| C&W_2 | 10000 | mbps | 3576.90 | 0.00 | 5023.07 | 0.00 | 50.23 |

Resumen del mes de Abril 2017:

| Description | Speed | Unit | In-Avg | Out-Avg | In-Peak | Out-Peak | Usage % |
|-------------|-------|------|---------|---------|---------|----------|---------|
| TGS_1 | 10000 | mbps | 1388.18 | 1791.03 | 6343.81 | 3231.43 | 63.44 |
| TGS_2 | 10000 | mbps | 3060.84 | 0.03 | 6884.88 | 27.22 | 68.85 |
| LAN_1 | 10000 | mbps | 2461.90 | 25.77 | 5031.69 | 1869.75 | 50.32 |
| LAN_2 | 10000 | mbps | 2554.93 | 0.06 | 5578.65 | 18.35 | 55.79 |
| C&W_1 | 10000 | mbps | 4058.86 | 215.59 | 6486.22 | 1236.24 | 64.86 |
| C&W_2 | 10000 | mbps | 2984.13 | 0.00 | 5314.07 | 0.01 | 53.14 |